

N
G
V

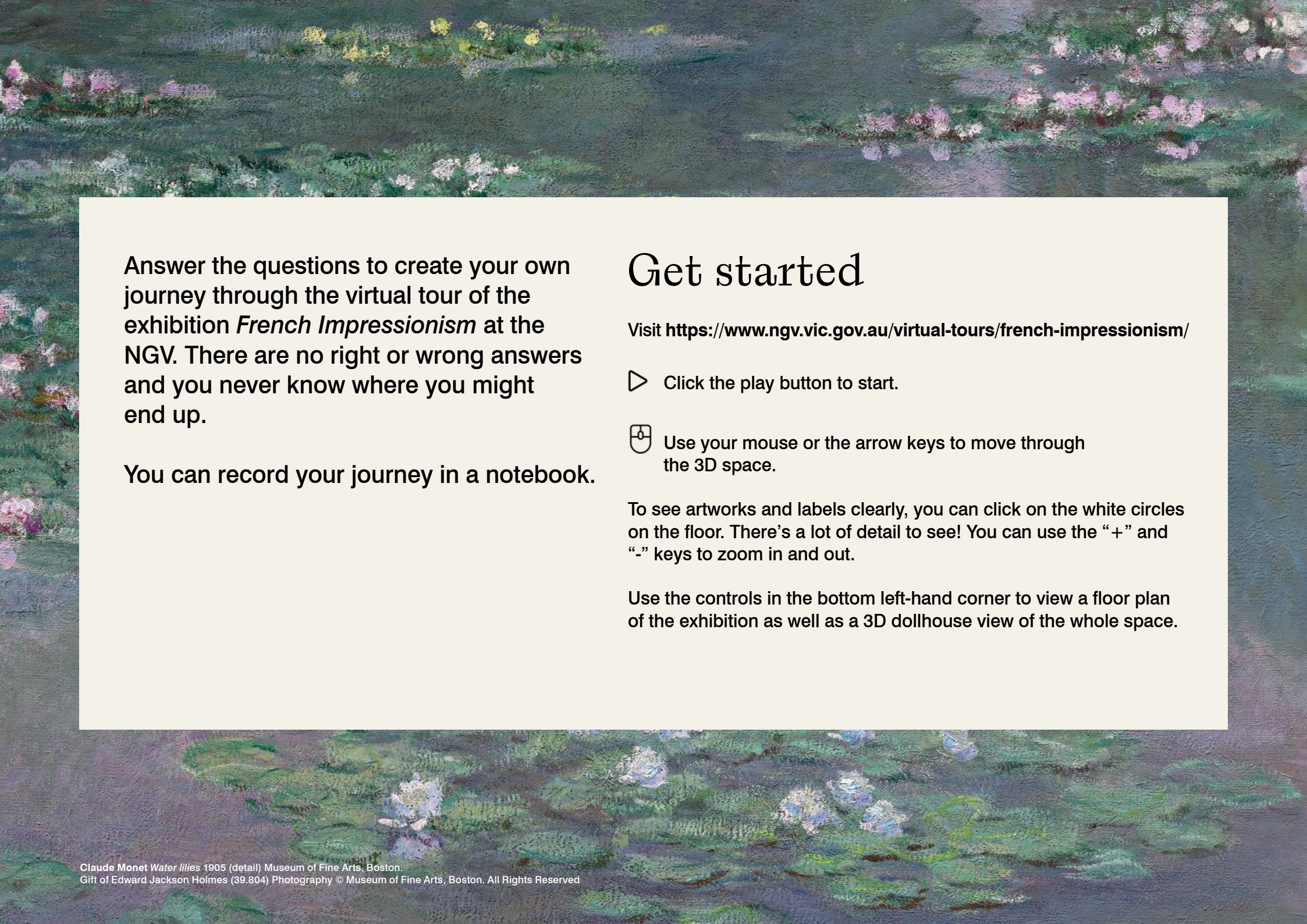
MELBOURNE
WINTER MASTERPIECES

FRENCH IMPRESSIONISM

FROM THE
MUSEUM OF FINE ARTS, BOSTON

VIRTUAL TOUR
CREATE YOUR OWN JOURNEY

Charles Russell



Answer the questions to create your own journey through the virtual tour of the exhibition *French Impressionism* at the NGV. There are no right or wrong answers and you never know where you might end up.

You can record your journey in a notebook.

Get started

Visit <https://www.ngv.vic.gov.au/virtual-tours/french-impressionism/>

▶ Click the play button to start.



Use your mouse or the arrow keys to move through the 3D space.

To see artworks and labels clearly, you can click on the white circles on the floor. There's a lot of detail to see! You can use the “+” and “-” keys to zoom in and out.

Use the controls in the bottom left-hand corner to view a floor plan of the exhibition as well as a 3D dollhouse view of the whole space.

Begin Your Journey

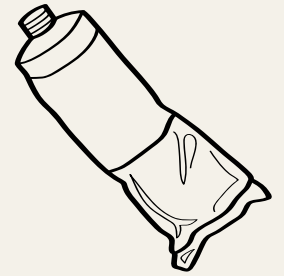
1. Find

Move through the corridor at the entrance of the exhibition. Enter the first room of paintings and look for this painting of a lady lying on the grass with a parasol (a kind of umbrella).



2. Look closely

What colour is the lady's parasol?



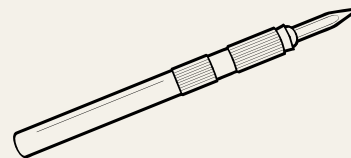
3. Find

Now, explore the exhibition and look for a painting of an outdoor scene with that colour in it. Write down the name of this painting and the artist who made it.



4. Look closely

Make a list of three words to describe the painting.




5. Find

Pick one word from your list and look for a portrait which matches it. A portrait is an artwork showing a person or people.

Write down the name of this portrait and the artist who made it.

Hint: If it's hard to find a portrait, use the 3D dollhouse view to scan the exhibition.



8. Look closely

Check the label. What year was it made?



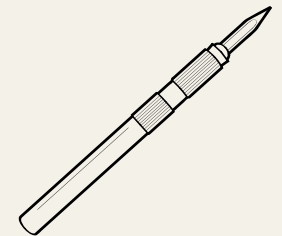
9. Find

Now search for an artwork that was made around the same time. Write down the name of this artwork, the artist who made it and the year it was made.



10. Draw

You've reached the final artwork in your virtual journey! Draw a picture of it.



6. Look closely

What do you think the person or people in the painting would enjoy? **Choose one.**

NATURE

FASHION

FOOD

ANIMALS

TRAVELLING



7. Find

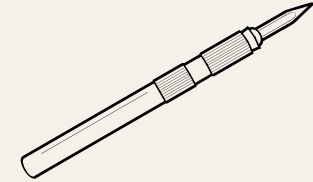

Look for an artwork that matches the word you chose. Write down the name of this artwork and the artist who made it.

11. Reflect

Explain the journey you took and the reason you chose each work.

Compare the trail you followed through the exhibition with that of someone else. How are your journeys similar? How are they different?

Did anyone take the exact same journey as you?



To find out more about *French Impressionism*, you might like to watch this video: [ngv.melbourne/school_resource/french-impressionism-introduction/](https://www.ngv.melbourne/school_resource/french-impressionism-introduction/)

The NGV gratefully acknowledges the Packer Family and Crown Resorts Foundations for their support of the Your NGV Arts Access Program for Students, Children and Families. The NGV warmly thanks Krystyna Campbell-Pretty AM and Family for their support of the NGV School Support Program.

PRESENTING PARTNER



PRINCIPAL PARTNER



ORGANISING INSTITUTION



Exhibition organised by the Museum of Fine Arts, Boston, in partnership with the National Gallery of Victoria

PREMIUM PARTNER



MAJOR PARTNERS



LEARNING PARTNER



NGV SCHOOLS
PROGRAM PARTNERS



Education
and Training

